

DEKRO PAINTS
CHUGOKU
DEKSTER

MANUFACTURERS/LICENSEE
CMP
CHUGOKU MARINE PAINTS, LTD.

Dekster



FLOOR COATINGS

GUIDELINES FOR FLOOR
COATING APPLICATIONS

DEKRO
PAINTS
Dekro brings Paint to life

Introduction

Dekro Paints provides a variety of heavy duty paints and primers for structural steel, concrete surfaces and mast towers. These heavy duty paints are provided by Dekro's own Marinecote range and through the company's relationship with Chugoku Marine Paints. Chugoku Marine Paints is one of the largest paint manufacturers in Asia and Dekro Paints manufacture coatings under licence in strict accordance to the ISO 9001 quality accreditation from the SABS .

The ISO 9001 certificate represents a significant recognition on a national and international scale. It forms part of the SABS ISO 9000 series, which is a code of practice for quality control systems developed and published by the International Standards Organisation based in Switzerland.





Floor Specifications

Consult the table below to select the most appropriate coating for your project.

Category	Requirements	Products	Application and Uses
R1	Repairs to the screed and concrete	Dekster 302 Epoxy Mortar. Dekster 206 Epoxy Fairing compound. Dekro Moisture displacing epoxy	Products are water smoothable and can be overcoated the following day. Products to be used to repair damamged surfaces, holes and cracks.
P1	Surface Tolerant Primers	Bannoh 500. Tuffcoat. Dekster 504	Primers can be used if there are minimal oil and laitance present.
P2	Damp or Green Concrete	Dekster 102 Moisture Displacing Epoxy Primer. Dekro Moisture displacing Epoxy	Can be used if concrete is not dry yet and coating is required.
P3	Bonding Epoxy	Hydrolock Primer, Dekster 504	Bonding Primer if overcoating over suspect floor product is required to promote adhesion
P4	Penetrating Twin Pack	Epicon Marine Finish. Dekster 101 Epoxy Penetrating Primer	Can be used to promote adhesion to porous surfaces.
T1	Epoxy Coating	Epicon Marine Finish. Tuffcoat. Dekster 504	Epoxy Coating for internal surfaces with minimal UV exposure
T2	Polyurethane	Unymarine. Adthane. Dekster 112 Acrithane	Twin Pack Coating for internal and external surfaces where chemical resistance is required with maximum UV exposure
T3	Chemical Resistance	Tuffcoat. Adthane. Unymarine. Dekster 504. Dekster 112 Acrithane	Twin Pack Coating for chemical resistance
T4	Food Grade	Epicon T500. Epicon T800. Acri 700	Coatings with Food Grade Certificates

The substrate to which the flooring system is being applied has been laid to a standard building specification.

There is no water or damp ingress.

The site is under the control of the applicator for the full duration of the preparation, application and curing process.



The specified system is laid according to the manufacturer’s specification.

Specific products must be applied by an approved flooring applicator.

R1 Repair specification for concrete and cement screed surfaces

Dekster 206 Fairing Compound

For repair to small holes and cracks

Thoroughly inspect and hammer test all concrete and remove all delaminating sections back to sound surface.
Apply a Dekster 206 Fairing Compound using a spatula mix two parts by volume of base resin (white) with one part activator (red) to a uniform pink colour. (Do not Add Thinners) - Apply with a trowel or scraper and smooth with water. - Allow to cure overnight (12- 24 hours) before sanding.
Patches may be visible, as it is not always possible to match existing surface textures.

Suitable Available Products

Dekster 204 - Epoxy Putty Lite
Dekster 700 - Degreaser (Enviro Friendly)
Dekster 702 - Floor Wiping Solution

Dekster 302 / Dekro Moisture Displacing Epoxy and Aggregate

For large repairs and floating screeds

Prime with Dekster302 / Dekro Epoxy Mortar Resin @ 5m²/l. Allow 6 hours curing time.
Thoroughly mix the resin and activator in the proportions given, and then add the aggregate using a slow speed mechanical mixer. Pour the mixture onto the floor to slow down the exothermic reaction. Using a screeding bar apply the epoxy screed to a nominal thickness of 6mm using a nylon or PVC float. Keep wiping the float with water.

All surfaces must be clean & mechanically sound and free of oil, dirt & dust. Concrete and cement screeds to preferably have a wood float finish, with a minimum compressive strength of 25mPa.

Concrete surfaces should be abrasive blasted, diamond grind or acid etched to remove laitance. Moisture content should be below 10%. Wash with a 1:10 ratio Dekro Wunda Clean and water solution to remove all dust, dirt and any other surface contamination. Rinse with clean water and allow to dry.

If Surface is very smooth acid etch and rinse with clean water.
Fill cracks and holes with suitable epoxy concrete filler and allow time to cure.
To remove existing coatings where applicable diamond grind entire surface and leave it dust free.





Primer coating where surface tolerance is required

Bannoh 500R

Tar Free Epoxy

BANNOH 500R , is a Tar-free epoxy primer which is based on pure epoxy resin and specialized pigmentation. It possesses excellent physical properties such as toughness, abrasion resistance and adhesion. It is also used as a tie coat and has excellent adhesion with subsequent twin pack coatings. It is suitable for internal and external application to new .

Tuffcoat ST85

Surface Tolerant Epoxy

Tuffcoat ST85 is a surface tolerant, glass reinforced epoxy coating designed to protect steel and concrete with a minimum amount of surface preparation. Excellent abrasion, adhesion and corrosion resistance. Resistance to salt water, solvents and chemicals. Suitable for immersion in water. (not potable water) High solids coating.

Dekster 504

Surface Tolerant Epoxy Mastic

Dekster 504 is a surface tolerant epoxy coating, filled with micro glass flakes, designed to protect surfaces with minimum preparation. It is a primer and top coat in one, also used to protect concrete and often used as a heavy duty floor coating.



Tuffcoat ST100

Surface Tolerant Epoxy

Tuffcoat ST100 is a glassflake filled solvent free surface tolerant epoxy coating, designed to protect concrete with a minimum amount of surface preparation. Suitable for concrete and cement surfaces. Excellent abrasion, adhesion and corrosion resistance. Resistance to salt water, solvents and chemicals. Suitable for immersion in water. (not potable water) High solids coating.

Surface-tolerant coatings differ from regular coatings due to their suitability on surfaces that have been prepared with a lesser degree of preparation than commercial blast cleaning or where the possibility of laitance still might be present. They offer a high bond strentgh to new and or existing coated floors.







Dekster 102 Moisture Displacing Epoxy Primer / Dekro Moisture Displacing Epoxy

For large repairs and floating screeds



Dekro Moisture Displacing Epoxy and Dekster 102 Moisture Displacing Epoxy Primer due to the high volume solids is suitable to coat green and damp concrete as well as floor areas subject to high traffic and chemical & solvent spillage, such as mining, water & waste treatment, paper & pulp, sugar refining, food factories, dairies & breweries.

Normally a vapour barrier is applied under a concrete slab and there is no problem of diffusion. But if we apply a coating or flooring which is intended to bond to the concrete and is impervious to vapour, what happens?
The pressure generated by this vapour causes bond failure of the coating and blistering appears. To ensure the humidity in concrete or mortar is less than 10%, this normally means a waiting time of 28 days after casting the concrete.
Green concrete is classified as moisture content >20% and damp concrete >15%









Hydrolock Primer

Adhesion to most floor coatings

Hydrolock is a rapid curing, water based primer consisting of two components; a pre-reacted epoxy resin dispersed in water (Part A), and a waterborne modified polyamine solution (Part B). In its wet mixed state, it is milky green and slightly viscous. Hydrolock is suitable for use on most sound and eroded building surfaces where both a penetrative and surface-lying effect is needed. Substrates include concrete (including damp and partially cured cementitious renders, screeds and mortars and previously painted surfacesThe product's rapid curing properties allow faster contract completion and consequent savings on site/labour costs. Furthermore, because the epoxy component is pre-reacted, it constitutes the lowest hazard form of epoxy systems currently available.

Suitable Available Products

Dekster 121 - Colour Retaining Primer
Dekster 504 - Surface Tolerant Epoxy Primer

Typical coatings that can be successfully specified and used for concrete floors include acrylics, epoxies, polyurethanes, polyaspartic polyurea and specialized elastomeric coatings. It should be noted that alkyd based coatings should never be specified for application to concrete, since the alkyd resin may chemically react with alkaline concrete compounds and moisture, leading to saponification. This reaction transforms the resin into a soft material that no loner functions as a coating and provides little protection to the concrete substrate.







P4 Primer coating for penetrating porous concrete or screeds



Epicon Marine Finish

Penetrating Primer

Epicon Marine Finish is a high gloss type epoxy coating with excellent adhesion properties and abrasion resistance. Thinned coating used for penetrating primer epoxy on concrete floors. It is designed to be absorbed by marbelite or cement, to bind to the substrate and to act as a chemical key and to bond with subsequent coats. It is an integral part of most epoxy floor coating systems.

Suitable Available Products

Dekster 101 - Epoxy Penetrating Primer

T1 Epoxy Coating for internal surfaces with minimal UV exposure

Epicon Marine Finish

Epoxy Coating

Epicon Marine Finish is a high gloss type epoxy coating with excellent adhesion properties and abrasion resistance. Suitable to be used indoors with minimal exposure to UV.

Suitable Available Products

Dekster 110 - Hi-Build Epoxy Floor Coating
Dekster 111 - Self Levelling Hi-Build Epoxy
Dekster 504 - High Solids Epoxy Floor Coating
Tuffcoat ST85/100- High Solids Epoxy Floor Coating

Epoxy floor coatings are commonly used for commercial and industrial flooring. Epoxy coatings are normally applied over concrete floors to provide a high-performance, smooth, and durable surface that can last many years and withstand heavy loads.







T2 Twin Pack coatings for internal and external surfaces with UV exposure

Adthane Enamel

Alaphatic Polyurethane top coat

Adthane Enamel, because of its outstanding properties, can be applied to a wide variety of substrata – concrete, screeds, plaster, polyester, wood, metals and plastics, after correct priming, where outstanding performance is required. It is recommended for the coating of Concrete Surfaces that are suitably primed. It is also resistant to detergents, chemicals, solvents, lubricants, organic fuel oil and high octane fuels.

Unymarine

Polyurethane top coat

Unymarine is based on a polyurethane resin has excellent gloss retention, durability and chemical resistance that is suitable for protection of concrete. It is also resistant to detergents, chemicals, solvents, lubricants, organic fuel oil and high octane fuels.

Suitable Available Products

Dekster 112 Acrithane
Dekster 113 Waterbased Acrithane

T3 Epoxy coatings for Chemical Resistance

Suitable Available Products

Dekster 110 - Hi-Build Epoxy Floor Coating
Dekster 111 - Self Levelling Hi-Build Epoxy
Dekster 504 - High Solids Epoxy Floor Coating
Tuffcoat ST100- High Solids Epoxy Floor Coating

Tuffcoat ST85

Surface Tolerant Epoxy

Tuffcoat ST85 is a surface tolerant, glass reinforced epoxy coating designed to protect steel and concrete with a minimum amount of surface preparation. Excellent abrasion, adhesion and corrosion resistance. Resistance to salt water, solvents and chemicals. Suitable for immersion in water. (not potable water) High solids coating.

Chemical resistance is required in a variety of applications for construction and infrastructure and involves many different flooring surfaces including bridges, wastewater treatment plants and power plants, These assets are constantly under attack from various chemicals such as salt water, acids, and organic solvents. Chemical resistance is critical in providing protection to maximize the service life of these assets.



Epicon T500

Food Grade Epoxy

Epicon T-500 is a high build type epoxy coating, has excellent physical properties such as adhesion, toughness, abrasion resistance, etc. as well as chemical resistance to salt-water, fresh water, petroleum products, crude oil, alkalis and weak acids. It is suitable as a protective coating for tank interiors. Airless spray can build a dry film thickness of 75 – 125 microns per coat. It is suitable as a protective coating for concrete floors at factories where liquid and solid foods are manufactured. Coating can be used for cold storage facilities.



Epicon T800

Food Grade Epoxy

Epicon T-800 is a high-build type epoxy phenolic coating, which has excellent physical properties such as adhesion, toughness, abrasion resistance, as well as chemical resistance to salt-water, fresh water, hot water, petroleum products, crude oil, alkalis and weak acids. It is suitable as a protective coating for concrete floors at factories where liquid and solid foods are manufactured. Coating can be used for cold storage facilities.

Acri 700

Food Grade Coating

Acri 700 is available in attractive colours and based on alkali resistant pigments and binder, it is a quick and economical solution to rejuvenate old, previously coated, or new floors. Weather and U.V resistant it is ideal for outdoors. It resists hot tyre pick up and being a single component, ready to use it is ideal for floor coating maintenance where food processing is completed.

Food grade coatings are mostly used in food and drink processing plants, wholesale warehouses and retail food storage facilities, as the name would suggest. Food grade paints are not only used for specific types of food or drink – they can be used for all types and for a variety of reasons. Dekro Paints stock a wide array of FDA compliant coating systems for a multitude of food processing applications.





Standard Industrial Colours

Consult the table below for a selection of our standard floor coating colours









Dekster

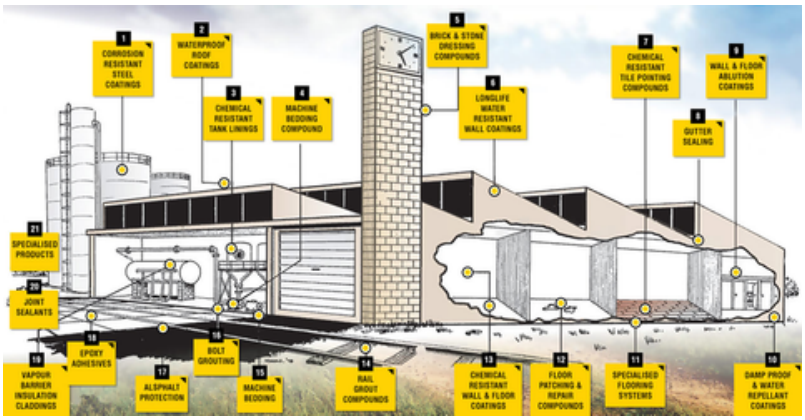

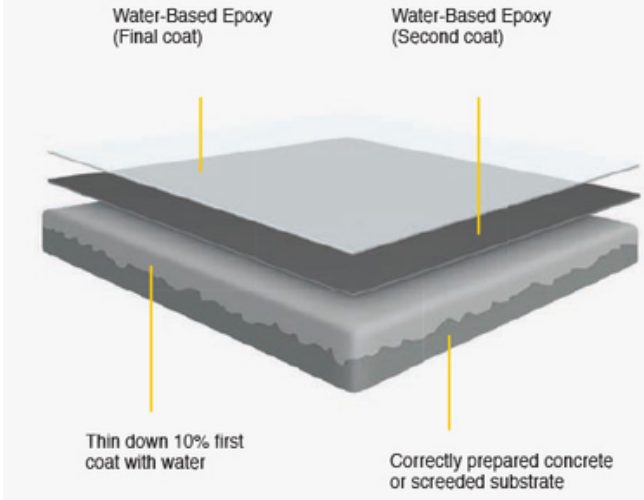

100 SERIES: FLOORING SYSTEMS

101 Epoxy Penetrating Primer
102 Moisture Displacing Epoxy Primer
103 Water Based Epoxy Primer
104 Epoxy Enamel
105 Water Based Epoxy Enamel
106 Acrylic Floor Coating
107 Anti- Static Epoxy Flooring
108 Epoxy Mortar Screed
109 Resin Cement Seamless Flooring
110 Hi-Build Epoxy Floor Coating
111 Self Levelling Hi-Build Epoxy
112 Acrithane
113 Water Based Acrithane
114 85% Hi-Build Epoxy Primer and Scraper Coat
116 Self Levelling Epoxy Flooring
117 Safe Floor
118 Solvent Free Epoxy Primer
119 Brick, Masonry and Concrete Colour Stainer
120 Water- Based Epoxy Top Coat Clear
121 Colour Retaining Primer
125 Midas Floor Paint
127 Kimberlite
128 Floor Repair Kit
129 Pigmented Floor Coat
130 Gunstone
131 Selflevelling Floor Coat Underlay TDS
135 Floor Screed Primer
136 Dekstipple Non-Skid

200 SERIES: RESINS, ADHESIVES, PUTTIES & PASTES

201 Wet To Dry Concrete Adhesive
202 Thixotropic Epoxy Adhesive
203 Underwater Epoxy Adhesive
204 Epoxy Putty Lite
205 Epoxy Fairing Compound
206 Epoxy Fine Fairing Compound
207 Epoxy Fairing Compound Quick Set
208 Liquid Epoxy Adhesive
209 Thixotropic Epoxy Laminating Resin
210 Ultra Fine Quickset Epoxy Fairing Compound
212 Quick Set Epoxy Adhesive
213 Liquid Epoxy Casting Resin
216 Solvent Free Epoxy Primer
219 PU Bonding Primer
220 Quick Set Solvent Free Epoxy Primer
227 3K PU Exterior Vertical Stone Binder
228 Exterior PU Rubbabind
232 Water Based Polyurethane Porefill

300 SERIES: GROUTS & MORTARS

301 Water Based Epoxy Scraper Coat
302 Epoxy Mortar
303 Epoxy Mortar Lite
304 Epoxy Mortar Underwater Curing
305 Epoxy Tile Grout
306 Resin Cement Floor Topping
310 High Temperature Epoxy Mortar
311 Underwater Curing Epoxy Fluid Grout
312 High Strength Epoxy Fluid Grout

500 SERIES: PROTECTIVE COATINGS

500 Sanding Sealer
501 Epoxy Zinc Phosphate Primer
502 Water Based Etch Primer
503 Anti-Osmosis Coating (Marine Epoxy Mastic Coating)
504 Surface Tolerant Epoxy Mastic
505 Polyurethane Top Coat
506 Solvent Based Acrithane Coating For Glass
507 Super Acrylic Top Coat
508 Acrithane Top Coat
509 Marine Engine Room Paint
510 Acrylic Chlorinated Rubber Coating
511 Marine Bilge Paint
513 Food Grade Epoxy Lining
514 Water Based Sanding Sealer for Wood
515 Chemical Resistant Coating for Diesel and Water Tanks
516 Chemical Resistant Epoxy Resin
520 195M Polyurethane
521 PU Joint Sealant
530 Antifouling Self-Polishing Coating
540 Petroleum Resistant Tank Lining
541 Potabel Drinking Water Tanks

700 SERIES: THINNERS, CLEANING CHEMICALS & ETCHING SOLUTIONS

700 Degreaser
701 Water Soluble Brush Cleaner
702 Floor Wiping Solution
703 Galv O Clean
704 Epoxy Thinners
705 Polyurethane Thinners
707 Acid Etch Solution
708 Flow Agent
709 Epoxy Low Temperature Additive
711 Holdtight 102
713 PU Trowel Aid
714 Galv Etch
717 Super Rust Converter



Laitance

WHAT IS LAITANCE?

Water is crucial for concrete curing, as it ensures complete hydration of the cement. Adding too much water or inadequate curing leads to laitance, a weak, milky, or powdery layer of cement dust, lime, and sand fines on the concrete surface. Laitance forms when concrete is over-watered or dries prematurely without proper curing methods

Over-trowelling can also lead to issues. Proper concrete curing is crucial to slow water evaporation from fresh concrete, allowing complete hydration and maximum strength. Effective curing methods include covering the concrete with wet hessian, wet sand, a curing membrane (like liquid applied wax emulsion), or at minimum, a plastic sheet secured at the edges to prevent displacement by wind.

Diamond Grinding

WHAT IS DIAMOND GRINDING?

This method prepares concrete floors using horizontally rotating discs to clean, level, and abrade the surface, ideal for Dekro Paints' floor coatings. Most diamond grinders have full vacuum extraction, minimizing dust. For best results, hire an experienced contractor if you have little experience with diamond grinding.

WHY DIAMOND GRIND?

Residue Avoidance: Diamond grinding ensures no residues are left on the concrete surface, unlike acid etching which can leave residues that interfere with coating adhesion and curing.

Long-term Benefits: Acid residues can promote concrete spalling over time, whereas diamond grinding eliminates this risk.

Surface Preparation: Diamond grinding effectively removes laitance and levels imperfections, creating a flat, smooth surface ideal for applying coatings.

Shot Blasting

WHAT IS SHOT BLASTING?

Shot Blasting is a one-step preparation technique that removes laitance, paint, old coatings, dirt, and other contaminants while profiling the concrete surface. It doesn't remove oil-ingress and water. Most shot blasters have full vacuum extraction to reduce dust. High-velocity steel shot is directed at the surface to break up and remove the top layer, including loosely bound laitance. The shot is recycled, and the dust is vacuumed away. Fine shot produces a concrete profile suitable for nearly all coating types. It's recommended to hire experienced contractors if you lack experience with shot blasting.














DEKRO PAINTS
24 FABRIEK STREET
KUILS RIVER
INFO@DEKRO.CO.ZA
WWW.DEKRO.CO.ZA
0800 222 423 (TOLL FREE)

CONTACT US

GUIDELINES FOR FLOOR COATING APPLICATIONS

DEKRO PAINTS

Dekro brings Paint to life